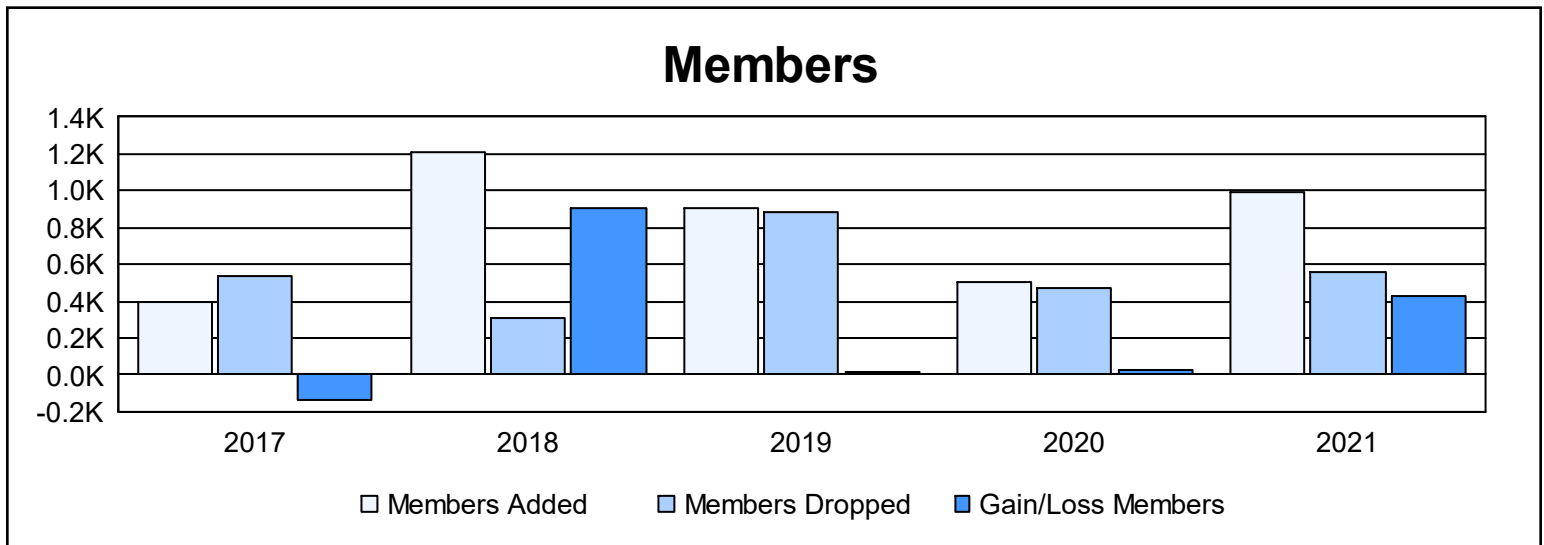
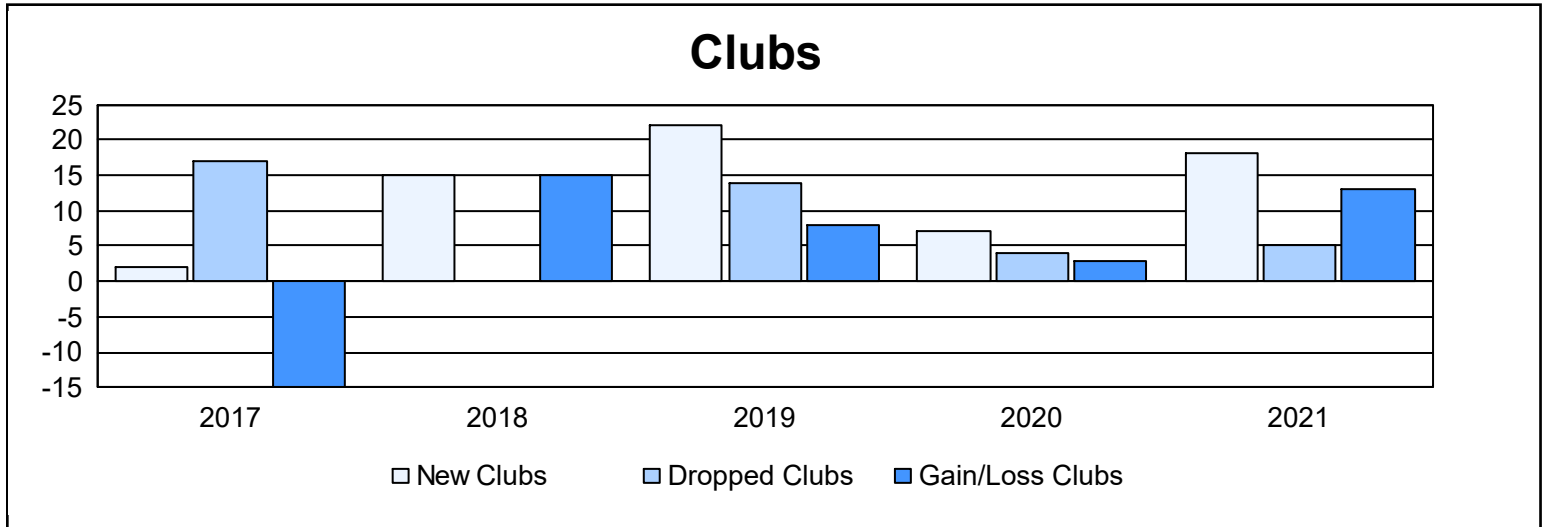
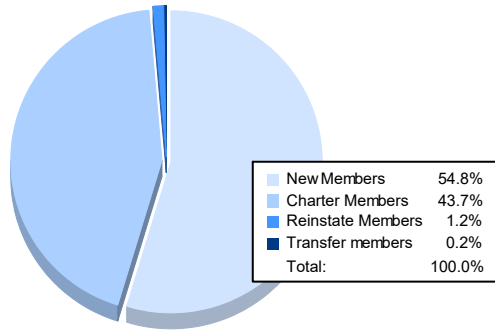


Year	New Clubs	Dropped Clubs	Gain/ Loss Clubs	New Members	Charter Members	Reinstate Members	Transfer Members	Total Member Added	Total Members Dropped	Gain/ Loss Members
2016-2017	2	17	-15	317	70	12	1	400	535	-135
2017-2018	15	0	15	541	639	24	2	1,206	305	901
2018-2019	22	14	8	368	511	23	1	903	885	18
2019-2020	7	4	3	324	166	15	0	505	476	29
2020-2021	18	5	13	543	433	12	2	990	559	431
<b>Average</b>	<b>13</b>	<b>8</b>	<b>5</b>	<b>419</b>	<b>364</b>	<b>17</b>	<b>1</b>	<b>801</b>	<b>552</b>	<b>249</b>



### Membership Composition June 2021 Cumulative



### Gender Composition June 2021 Cumulative

